

Genetic Programming on IXM

Eric Schulte

10 January 2010

Report

Introduction

A system of subpopulation Genetic Programming (GP) is implemented over Illuminato X Machina (IXM)¹ boards. The GP system is designed in the spirit of the IXM boards and attempts to explore the intuitions² which served as the impetus for the board's creation. A series of experiments assess the effects of varying traditional GP parameters, of applying coevolution and of various physical layouts on the relative success of the GP. The inherently redundant and distributed nature of subpopulation GP is shown to be a natural fit for the IXM environment and directions for future work are discussed. In the spirit of Reproducible Research³, all source code and experimental data referenced in this work is made available to the reader (see [reproduction](#)) in the hopes of encouraging further work in this area.

Illuminato X Machina – telos and construction

An IXM¹ board is a small square board containing an ARM processor, memory, a button, led lights, hardware timers, a power rail and four connectors arrayed around the perimeter of the board. Although each board is in essence a small self-contained computer they are intended to be used in groups. When boards are connected through their side connections they communicate and share power with their neighbors.

One goal of the boards is to enable experimentation with software developed under a new set of assumptions. On a grid of IXM boards the central single CPU, the shared memory and the global clock of a traditional computer are relinquished in favor of a dynamic set of loosely coupled peers, each equipped with its own personal clock processor and memory. In such an environment robustness of operation is achieved through the abandonment of privileged points in space and time and the duplication of functionality across a largely homogeneous populations of peers.

This work attempts to manifest these themes in a GP implementation which will run effectively in the IXM environment.

GP – implementation and defense of deviations from the norm

In an effort to better align with the IXM platform the GP system employed in this work differs from GP norms in a number of areas. These deviations will be defended as they arise. The source code for

¹<http://illuminatolabs.com/IlluminatoHome.htm>

²<http://livingcomputation.com/rpc/>

³http://reproducibleresearch.net/index.php/Main_Page




Figure 1: 37 IXM boards in operation

the GP implementation described below can be found in [evolve-sketch.pde](#) and [coevolve-sketch.pde](#). Both files use the [collector/ IXM](#) library for communicating results back to a central source.

Representation and Fitness

This approach evolves individuals which are represented as variable length strings of integers and arithmetic operators in Reverse Polish Notation (RPN). The individuals are evaluated by their ability to match a “target” string also represented in RPN. The simplicity of the RPN stack machine facilitated quick development on the IXM boards.

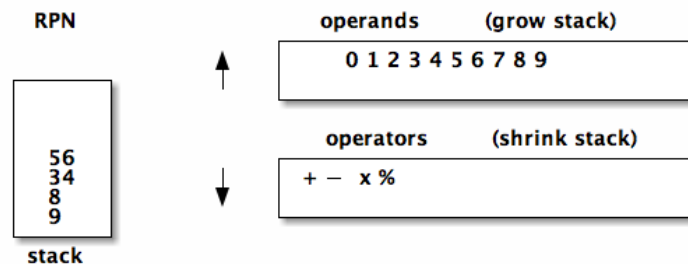


Figure 2: RPN stack machine

The only difference between the individual representation strings and the target strings is the inclusion of the ‘sine’ operator in the target strings. This unbalance encourages interesting behavior of the individuals as attempt to approximate a trigonometric function using arithmetic operators – where the ideal behavior would be evolving towards a Taylor Series.

Genetic Operators

New individuals are generated in the following three manners. In each of the following when an individual is needed as an input to the operation that individual is selected from the population through using tournament selection.

injection A new individual is created from whole cloth. Each element in the individual's RPN string is selected at random from the set of all valid RPN characters. This is the process used to generate an initial population immediately after board boot-up.

```
char possibilities[16] = BUILDING_BLOCKS;
ind.representation[0] = possibilities[random(15)];
for(int i=0; i < random(IND_SIZE); ++i) {
    ind.representation[i] = possibilities[random(15)];
    index = i;
}
```

mutation An modified copy is made of an existing individual. First an exact copy is made, then each step of the copies RPN string is mutated with a probability equal to $\frac{1}{mutation_prob}$ where *mutation_prob* is a parameter of the GP system.

```
char possibilities[16] = BUILDING_BLOCKS;
for(int i=0; i<size(); ++i)
    if(random(size()) == mutation_prob)
        representation[i] = possibilities[random(15)];
```

crossover Single point crossover is used to combine two existing individuals to generate a new individual. First a crossover point is picked for each parent, then the first half from one parent is combined with the second half from the other parent as shown.

```
individual child;
int index = 0;
int mother_point = random(mother->size());
int father_point = random(father->size());
for(int i=0; i<mother_point; ++i) {
    child.representation[index] = mother->representation[i];
    ++index;
}
for(int i=father_point; i<father->size(); ++i) {
    if((index+1) >= (IND_SIZE - 1)) break;
    child.representation[index] = father->representation[i];
    ++index;
}
child.representation[index] = '\0';
child.score();
if(not child.check()) pprintf("L_from_crossover\n");
return child;
```

sharing Sharing is how individuals propagate through a grid of IXM boards. During sharing an individual is selected from the board’s population and is sent to each of the board’s neighbors. Each of these neighbors then adds this individual to their own population. If the new individual is better than the current population best this is indicated by blinking an LED.

```

individual ind;
int index = 0;
ind.fitness = -1.0;
char ch;
if (packetScanf(packet, "i_") != 2) {
    pprintf("L_bad_individual:_%#p'\n", packet);
    return;
}
while((packetScanf(packet, "%c", &ch)) && index < IND_SIZE) {
    ind.representation[index] = ch;
    ++index;
}
ind.representation[index] = '\0';
ind.score();
if(ind.fitness < pop.best_fitness()) {
    QLED.on(BODY_RGB_BLUE_PIN, 500);
    QLED.off(BODY_RGB_BLUE_PIN, 100);
}
pop.incorporate(ind);

```

tournament selection Whenever an individual is selected from the population for one of the above operations a “tournament” is held. In tournament selection *tournament_size* individuals are selected from the population at random and the fittest of these individuals “wins” the tournament and is selected.

```

int winner = random(POP_SIZE);
int challenger = 0;
for(int i=0; i<tournament_size; ++i) {
    challenger = random(POP_SIZE);
    if(pop[challenger].fitness < pop[winner].fitness)
        winner = challenger;
}
return & pop[winner];

```

Population Operations – avoiding privileged points

Up to this point the GP system we have introduced is largely standard and should be unsurprising. Where our system differs from traditional GP is in the timing and distribution of operations on the population of individuals. Since one of our goals is uniformity in both space and time we discard the notion of a fixed population cycle and instead repeat all GP operations at constant frequencies. As such there are no discrete “stages” or “steps” in our GP.

Using hardware timers included on the IXM boards we schedule the operations of mutation, injection, crossover, and sharing to recur at fixed frequencies. The frequency of these operations are parameters of the GP system. Whenever one of these operations returns a new individual (e.g. the product of crossover, or an individual shared by a neighbor board) the new individual is incorporated into the population and the current worst individual in the population is removed. The only time an individual will be removed from the population is when it is displaced in this manner.

Given the above setup all of the GP operations are constantly acting on the population in a semi-stochastic interleaved manner. No randomness is explicitly added to the operation scheduling (although this would be sympathetic with our themes) however as the boards periodically become too busy pending GP operations are delayed adding an element of randomness to the system.

Board Layout

The following illustrates the functional components of our GP framework as implemented out on a single board.

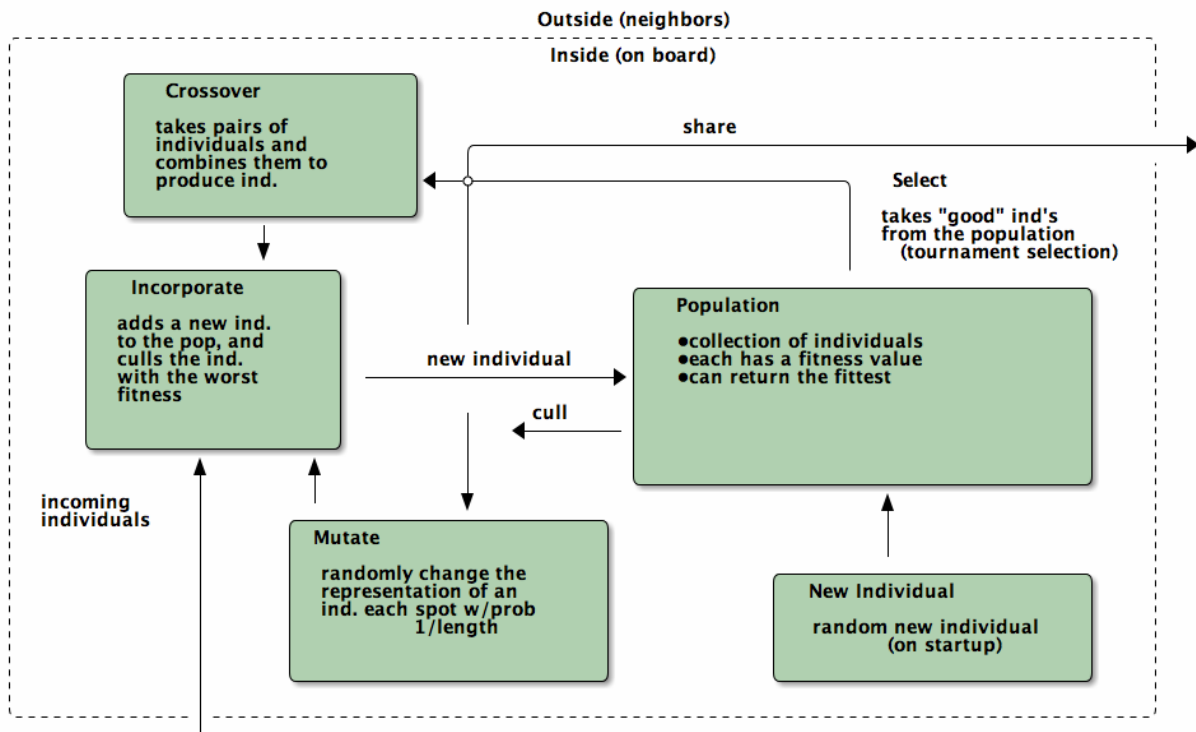


Figure 3: Layout of a single IXM board

Properties

The GP system as described has the following properties which are desirable for the IXM environment.

- all boards are peers
- any number of boards can be used effectively – including a single board
- increasing the number of boards increases the effectiveness of the GP system
- boards can be added to the GP system during execution and incorporated *on the fly*
- the system degrades gracefully as boards are removed from the system

Experimental Methodology

A laptop side [Ruby](#) script (either [experimenter.rb](#) or [coexperimenter.rb](#)) communicates with an attached group of IXM boards using the [libixm](#) Ruby library and the `sfbprog` command distributed with the core IXM software. The Ruby scripts take a series of parameters and for each combination they

1. input parameters to the boards
2. initiate board execution
3. collect and save raw data output by the boards
4. timeout overrunning experiments
5. repeat

The experiments presented below had running times between 1 hour and close to 30 hours. The scripts are executed using the [gnu screen](#) program to allow persistent execution while the user is not logged into the machine.

The boards report all results using the [collector/](#) IXM library. The collector library allows each board in a group to report parameters back to a central “collector” appending a “path” to the returned results. The path can be used to uniquely identify the board and assign it coordinates in the 2D geometry of the board layout.

All graphs generated as part of this report used the collector output as saved by the above Ruby scripts along with the [group.rb](#) and [board.rb](#) scripts. These scripts translated the raw path data into 2D information in a form suitable for input to [gnuplot](#).

Results

GP Parameters

Initial experimentation was aimed at ensuring both that our GP system was able to solve simple tasks and that both GP operations (‘mutation’ and ‘crossover’) improved GP performance.

These results were generated running [evolve/sketch.pde](#) on a single IXM board. Mutation and crossover frequencies of 10 milliseconds and 100 milliseconds (m.10, b.10, m.100, and b.100 respectively) were tested resulting in the runtimes shown below. Times shown are the average time taken to generate an ideal individual over 5 runs. The results indicate that both mutation and crossover reduce the runtime required for the GP to solve problems. In addition it appears that crossover is more effective against harder problems (e.g. “xxx**xxx***+”) while mutation is more effective against simpler problems (e.g. “7xxx**+”).

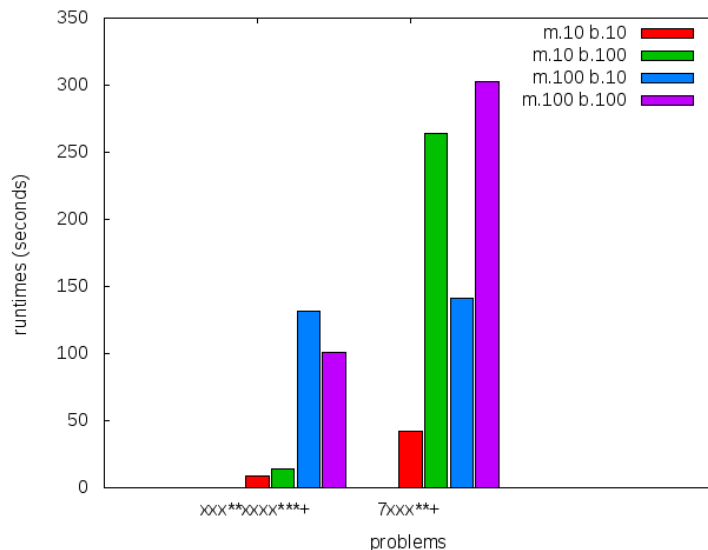


Figure 4: runtime by GP parameters

Sub-populations and Sharing

After the basic GP operations had been verified we investigated the effect of distributing the GP over multiple boards. An series of runs were performed using sharing frequencies of 100 milliseconds and mutation and crossover frequencies of 10 milliseconds. Times shown are the average time taken to generate an ideal individual over 5 runs. Although the effect of adding a second board was not dramatic there is clear evidence that the addition of a second board and a second population did increase the effectiveness of the GP.

Sharing and Layout

Next the effects of different sharing rates run over a large group of 15 boards was investigated. The sharing experiments were run over two different board layouts – a straight line and a near figure eight. The results for each layout are presented as well as a comparison between the two. In all experiments below the following three target functions were used.

Target 0	Target 1	Target 2
"xxx**xxxx**'+"	"7xxx**'+"	"xs55+55+**"

Each GP parameter combination was allowed 10 minutes to attempt to fit each target. 10 runs were performed in each setup and all reported results are the average of the 10 runs.

- line
The runtimes for each sharing rate by goal. All sharing rates are reported in milliseconds. In general the results seem to illustrate the a sharing rate of 1000 milliseconds performs best.

– "xxx**xxxx**'+"

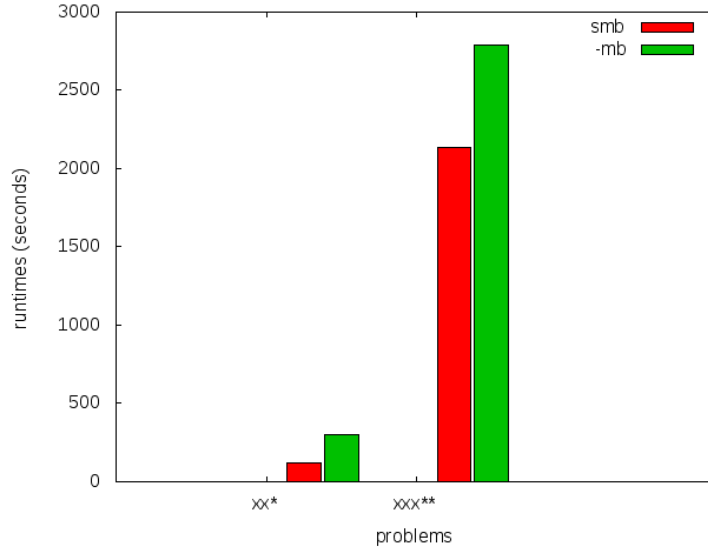


Figure 5: sharing individuals across two boards

sharing rate	ave. time to completion
10000	3.8355099
1000	3.2090558
100	3.2239733

– "7xxx**+"

sharing rate	ave. time to completion
10000	4.9986461
1000	3.1983512
100	2.1230925

– "xs55+55+**"

This goal is equivalent to $100\text{sine}(x)$ which is not possible for our GP individuals to match as they do not have the sine function as one of their operators. The average best score for each sharing rate is reported.

sharing rate	ave. time to completion
10000	invalid
1000	156.743
100	164.008

the reason that the above results for 10000 are labeled “invalid” is that it appears that some boards did not successfully have their goal reset from “7xxx**+” to “xs55+55+**” in these runs, so no data is available.

although no individuals exactly matched $100\text{sine}(x)$ some did come close, most notably the following whose RPN representation of $x2*x6-/3x7+*x3x-*/+7*$ expands to the following algebraic expression $((((x * 2) / (x - 6)) + ((3 * (x + 7)) / (x * (3 -$



Figure 6: line layout

x)))) * 7) which does a very good job of matching the target function over the test values of x with a best score of 136.07.

although globally the fit is less impressive

- figure eight

The runtimes for each sharing rate by goal. All sharing rates are reported in milliseconds. In general the results seem to illustrate the a sharing rate of 1000 milliseconds performs best.

– "xxx**xxxx**+"

sharing rate	ave. time to completion
10000	3.6102906
1000	2.8806907
100	6.4068757

– "7xxx**+"

sharing rate	ave. time to completion
10000	24.0118271
1000	3.1030883
100	1.9693912

– "xs55+55**"

This goal is equivalent to $100\sin(x)$ which is not possible for our GP individuals to match as they do not have the sine function as one of their operators. The average best score for each sharing rate is reported.



Figure 7: figure eight layout

sharing rate	ave. time to completion
10000	255.311111111111
1000	183.966666666667
100	253.433333333333

although no individuals exactly matched $100\sin(x)$ some did come close, most notably the following whose RPN representation of $0757x/3-x+3x-/**x/x+x*$ expands to the following algebraic expression $((((7 * (5 * (((7 / x) - 3) + x) / (3 - x)))) / x) + x) * x)$ which does a very good job of matching the target function over the test values of x with a score of 254.35.

although globally the fit is less impressive

- video results

The following videos are provided to better illustrate the dynamic fitness levels across multiple boards during the previous runs. In these videos each board is represented as a bar in a 3d histogram. The placement of the bars mirrors the physical placement of the boards and the height of the bar is equal to the most fit individual on the board. Recall that fitness is calculated as the **difference** between an individual and the goal, so a lower fitness score is better.

note: If the following don't begin playing automatically they can be download from [here](#) and saved to your desktop. On a mac you may need to use [VLC](#) if your default video player doesn't understand these files.

Coevolution

Coevolution was implemented by evolving a Genetic Algorithm (GA) over the x values to be checked. The coevolution task was significantly more difficult than the related evolutionary task as a much

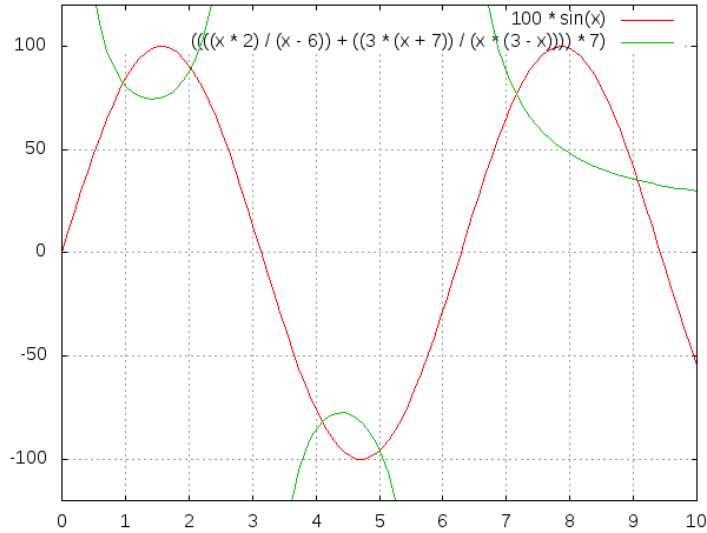


Figure 8: best individual in range

wider range of possible x values was used. While all pure evolution experiments were run over the static range of integers between 0 and 10 the coevolution x values ranged from -100 to 100. Each x -range coevolution “individual” consisted of 5 x values taken from this range. Mutation of coevolution individuals consisted of changing an x value by ± 1 with a chance of $1/5$. Single point crossover was used to breed two coevolution individuals. Since coevolution frequently found no perfect solution only the average best score is reported.

- line

The runtimes for each sharing rate by goal. All sharing rates are reported in milliseconds. In general the results seem to illustrate the a sharing rate of 10000 milliseconds performs best.

– "xxx**xxxx**+"

sharing rate	ave. time to completion
100000	29366.703
10000	5.0
1000	10.8

– "7xxx**+"

No results are reported for this range, as many runs did not return any results. The only plausible reason for this result is that the reported scores for these runs were so large (bad) as to overflow the `c++ double` type, returning non-integer values which the Ruby scripts could not parse. Future sections with this same problem will be indicated as *insufficient data*.

– "xs55+55+**"

insufficient data

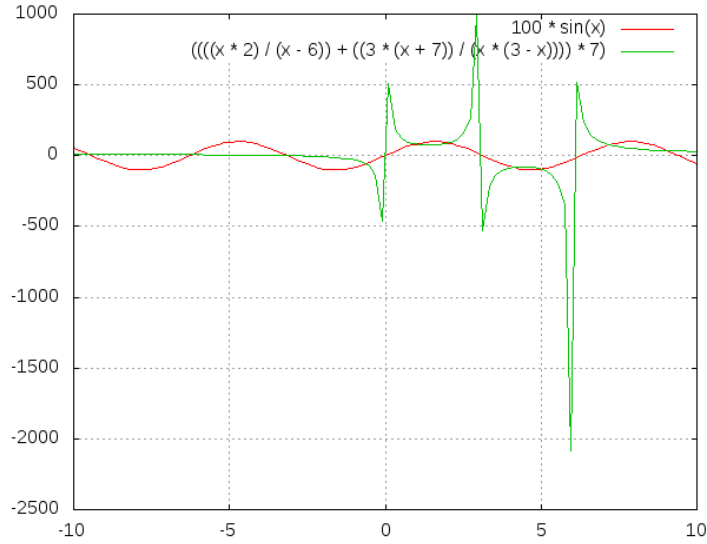


Figure 9: best individual out of range

- figure eight

The runtimes for each sharing rate by goal. All sharing rates are reported in milliseconds. In general the results seem to illustrate the a sharing rate of 1000 milliseconds performs best.

– "xxx**xxxx**+"

sharing rate	ave. time to completion
100000	89985.059
10000	16.624
1000	5986.421

– "7xxx**+"

sharing rate	ave. time to completion
100000	9.075
10000	10.81
1000	6651.732

– "xs55+55+**"
insufficient data

- videos
 same disclaimer/instructions as above...

Conclusions

A subpopulation GP system was shown to be effective in the IXM environment. The GP operators of mutation and crossover were both shown to improve the effectiveness of the GP to varying degrees

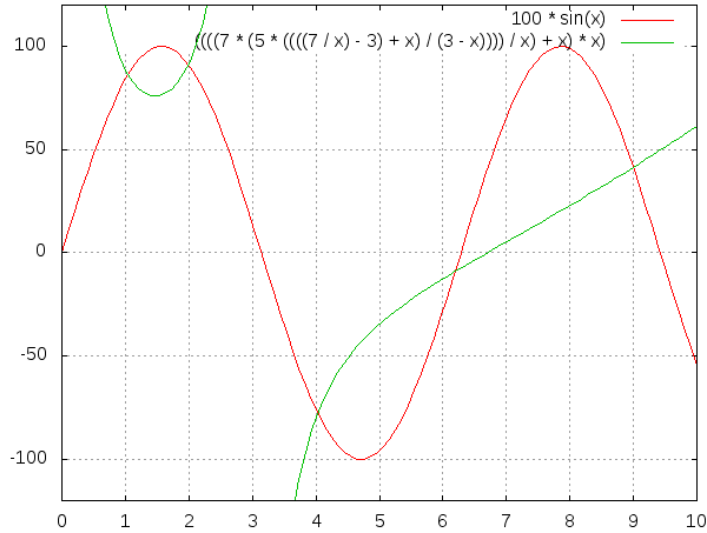


Figure 10: best individual in range

depending on the difficulty of the target problem. Distribution of the GP system over multiple IXM boards was shown to improve the speed with which the GP solved problems although the ideal speedup of $\frac{runtime}{number\ of\ boards}$ was not achieved.

In normal evolution with mutation and crossover rates of 10 milliseconds or 100 Hz a sharing rate of 1000 milliseconds or 1 Hz was shown to outperform sharing rates of 100 milliseconds 10 Hz and 10000 milliseconds $\frac{1}{10}$ Hz. This was true in both the straight line board configuration and the figure eight configuration. This indicates that a sharing rate of roughly 100 times the mutation and crossover rate is near ideal.

There was no significant or consistent difference in performance between the two board layouts of a figure eight and a straight line. While it is possible that further experimentation with more tightly packed formations could reveal some statistically significant difference in layout performance this work indicates that such differences will not be dramatic.

Coevolution was added to the existing GP system. While the coevolutionary runs performed poorly it is not immediately clear if this is due to an inherent feature of coevolution in this domain, to a failure of implementation, or to the fact that the problem space of the coevolutionary runs was so much larger than that of the initial GP runs. In those coevolutionary runs where reliable numbers were returned the line formation seemed to outperform the figure eight formation, and the sharing value of 10000 milliseconds or 100 times the evolutionary individual sharing rate seemed to perform best.

Future Work

This work could be expanded upon in a number of interesting manners. Each of the following sketches a possible path for future work.

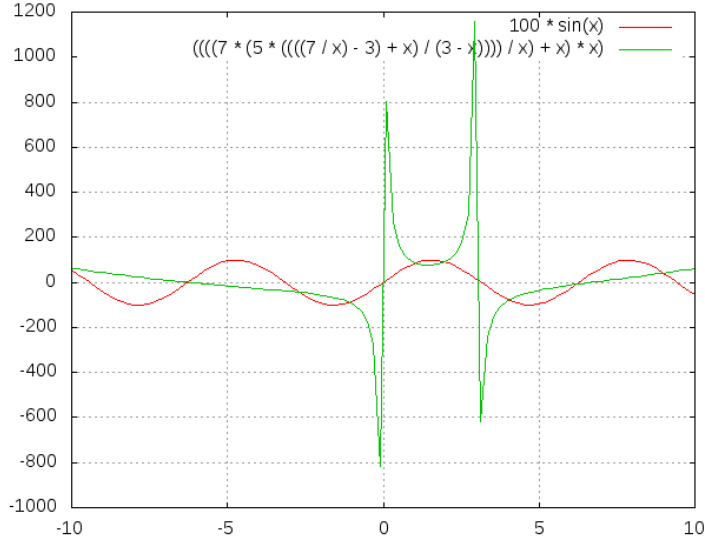


Figure 11: best individual out of range

meta-evolution

The GP parameters of mutation, crossover, and sharing rate can be set on a per-board level. With a large collection of boards it would be plausible to vary the GP parameters with each board and perform meta-evolution of the GP parameters simultaneously with the GP.

This work has a number of interesting features.

- The meta-evolutionary system would have a one-to-one mapping between individuals and boards. This means that each individual in the population has a static physical address and can only communicate with its physical neighbors. This limitation means that no global GP operations (e.g. best/worst individual or random selection of individuals) could be applied to the boards. Rather the GP would need to be distributed s.t. each GP action (crossover, mutation, selection, death) acts on a limited horizon.
- When applied over a running GP system this meta-evolution could help to refine parameters more quickly than the exhaustive battery of runs used in much of this report.
- When applied over a running GP system it is plausible that the meta-evolution would adapt the GP parameters to fit different stages of a single run of the base GP. For example it may emphasize exploratory operations in the early stages and then slowly switch to more exploitative operations in that later stages of a run.

dynamic board group

While both the design of our GP system and information trials indicate that the setup would be robust to a dynamic board environment where boards are being added and removed from the group mid-run, we have presented no experimental evidence of these claims. It would be a relatively simple extension of our current experimentation environment to allow experimentation in this area. Two new scenarios would each require a small addition to the current software.

(videos/evo_line_100_0_0.mpg)

Figure 12: Formation: line Goal: "xxx**xxxx***+" Run: 0

(videos/evo_line_100_1_1.mpg)

Figure 13: Formation: line Goal: "7xxx**+" Run: 1

(videos/evo_line_100_2_1.mpg)

Figure 14: Formation: line Goal: "xs55+55+**" Run: 1

(videos/evo_eight_100_0_1.mpg)

Figure 15: Formation: eight Goal: "xxx**xxxx**+" Run: 1

(videos/evo_eight_100_1_1.mpg)

Figure 16: Formation: eight Goal: "7xxx**+" Run: 1

(videos/evo_eight_100_2_1.mpg)

Figure 17: Formation: eight Goal: "xs55+55+**" Run: 1

(videos/coevo_line_10000_0_1.mpg)

Figure 18: Formation: line Goal: "xxx**xxxx***+" Run: 0

(videos/coevo_line_10000_1_1.mpg)

Figure 19: Formation: line Goal: "7xxx**+" Run: 1

(videos/coevo_line_10000_2_1.mpg)

Figure 20: Formation: line Goal: "xs55+55+**" Run: 1

(videos/coevo_eight_10000_0_1.mpg)

Figure 21: Formation: eight Goal: "xxx**xxxx**+" Run: 1

(videos/coevo_eight_10000_1_1.mpg)

Figure 22: Formation: eight Goal: "7xxx**+" Run: 1

board removal In this scenario a board is removed mid-run. Rather than having a human experimenter physically disconnect boards during the run, the ability of the boards to turn power off to their neighbors could be used by the computer-side Ruby scripts to simulate neighbor loss through power offs.

board addition In this scenario a new board would be added mid-run. To make this approach practical the current goal and possibly the current individual population would need to be shared with any new boards after they connect and/or after they have downloaded the GP sketch. This example [code-flow-sketch.pde](#) provided by Prof. Ackley demonstrates the relevant core software functions required by a newly added board for acting immediately after it has had its software updated. Alternately such a data pull could simply be added to the startup routine – changing the default behavior of all newly booted boards to an attempted pull of new goals or individuals.

splitting up the fitness space across the boards

By partitioning the fitness space across a connected group of boards it may be possible to find partitions that outperform the default choice of testing over the entire space on each board. One exciting aspect of this expansion is its incorporation of the physical properties of the group of boards into the GP space.

For example, the fitness function used in this work of comparing individuals against a target function at specific values of x could be partitioned by assigning each board its own range of x values. There could be many interesting properties of this approach.

- investigate whether contiguous x values assigned to neighboring boards is more or less effective than random assignment of ranges of x values
- evaluating an even stricter direct mapping of the 2D space in which the boards are arrayed to the 1D space of possible x values, such that, the values present on a boards are strictly a result of the physical placement of the board in the group
- evaluating the variety of different 2D board layouts in combination with various x -value partitions
- investigate the behavior and interactions of subpopulations each of which may only be able to “inhabit” some subset of the boards in the group

Reproduction and Expansion of this work

Both the [pdf](#) and [html](#) versions of this report were generated using [Emacs Org-mode](#) and [Org-babel](#). These tools allow source code and data to be interleaved with prose in the same documents. The source documents as well as all supporting files required to re-create this report can be obtained as a `.tar` or `.zip` download or using `git` from <http://github.com/eschulte/gp4ixm-report>. A single massive `.tar` file including all graphs figures and pictures can be downloaded from [here](#).

See [data-analysis](#) for a collection of the tools used in collecting and analyzing experimental results.