

# Particle Swarm Guided Evolution Strategy

Chang-Tai Hsieh  
Dept. of Computer Science  
National Chiao Tung University  
HsinChu City 300, Taiwan  
cthseh@nclab.tw

Chih-Ming Chen  
Dept. of Computer Science  
National Chiao Tung University  
HsinChu City 300, Taiwan  
ccming@nclab.tw

Ying-ping Chen  
Dept. of Computer Science  
National Chiao Tung University  
HsinChu City 300, Taiwan  
ypchen@nclab.tw

## ABSTRACT

Evolution strategy (ES) and particle swarm optimization (PSO) are two of the most popular research topics for tackling real-parameter optimization problems in evolutionary computation. Both of them have strengths and weaknesses for their different search behaviors and methodologies. In ES, mutation, as the main operator, tries to find good solutions around each individual. While in PSO, particles are moving toward directions determined by certain global information, such as the global best particle. In order to leverage the specialties offered by both sides to our advantage, this paper combines the essential mechanism of ES and the key concept of PSO to develop a new hybrid optimization methodology, called *particle swarm guided evolution strategy*. We introduce swarm intelligence to the ES mutation framework to create a new mutation operator, called *guided mutation*, and integrate the guided mutation operator into ES. Numerical experiments are conducted on a set of benchmark functions, and the experimental results indicate that PSGES is a promising optimization methodology as well as an interesting research direction.

## Categories and Subject Descriptors

G.1.6 [Numerical Analysis]: Optimization—*Global optimization*; I.2.8 [Artificial Intelligence]: Problem Solving, Control Methods, and Search—*Heuristic methods*

## General Terms

Algorithms, Design, Experimentation

## Keywords

PSGES, Swarm intelligence, Particle swarm optimization, Evolution strategy, Global search, Local search

## 1. INTRODUCTION

Evolution strategy (ES) mimics natural mechanisms of evolution and has been proven as a good solver for real-

parameter optimization problem. ES was proposed in 1960s [18, 4], and its most important concept is to search the solution space by adaptive mutation. Compared with other optimization methods, ES is a very efficient approach to solve the non-linear model problems in engineering. Furthermore, the idea of self-adaptation is also first introduced in ES. Self-adaptation embeds the algorithmic parameters into the representation and evolves the parameters together with the decision variables. Such a design makes ES to converge quickly and to find solutions efficiently. In the recent year, there have been a host of attempts to improve the mutation mechanism of ES [6, 7, 12, 11], and many of these studies successfully create advanced versions of evolution strategy with excellent performance.

Particle swarm optimization (PSO) [8, 9], on the other hand, is a relatively new branch of evolution computation. It was proposed according to the swarming behaviors of insects or animals. Each individual or particle decides its own search direction to approach a better result of entirety with the internal communication between one another. Since its introduction, PSO has been widely adopted to solve problems in many disciplines for the simplicity of its key concept as well as the implementation. PSO receives rapid recognitions [14] and therefore draws lots of research attentions focusing on the practical improvement, methodological enhancement, and theoretical understandings.

For the major mechanism, ES concentrates on how to generate new search points around the current individuals, and thus, in a way, such an operation can be viewed as local search. While PSO focuses on how to determine the next move for each particle according to certain population-wise information, such as the global best particle. Hence, this process can be considered as global search. Based on the thought to integrate the local search and the global search capabilities from the two paradigms, we try to merge PSO and ES in this study. Particularly, we employ the key concept and mechanism of swarm intelligence to determine the search directions, guiding the rotation of ES mutation ellipses, for global search, and use the regular ES operations to conduct local search to find promising solutions.

This paper is organized as follows. Section 2 briefly introduces evolution strategy, particle swarm optimization, and closely related studies. Section 3 describes the proposed method, PSGES, in detail, including the adoption of swarm intelligence in mutation and the architecture of the framework. Numerical experiments and the results are presented in section 4, and finally, section 5 concludes this paper.

Permission to make digital or hard copies of all or part of this work for personal or classroom use is granted without fee provided that copies are not made or distributed for profit or commercial advantage and that copies bear this notice and the full citation on the first page. To copy otherwise, to republish, to post on servers or to redistribute to lists, requires prior specific permission and/or a fee.

GECCO'07, July 7–11, 2007, London, England, United Kingdom.  
Copyright 2007 ACM 978-1-59593-697-4/07/0007 ...\$5.00.

## 2. BRIEF BACKGROUND

In this section, we give a brief background of evolution strategy (ES) and particle swarm optimization (PSO) related to the proposed method, including the method for ES to conduct mutations and the mechanism for PSO to determine search directions.

### 2.1 Evolution Strategy

Similar to other evolutionary algorithms, ES has recombination, mutation, and selection, where mutation is the main operator which aims to create new individuals based on the current population. In ES, individuals are usually encoded as vectors of which the components are real numbers, and Equation (1) is a general representation of ES individuals.

$$\vec{I} = (\vec{x}; \vec{\sigma}; \vec{\alpha}) \in \mathbb{R}^n \times \mathbb{R}_+^{n\sigma} \times [-\pi, \pi]^{n\alpha}, \quad (1)$$

where  $\vec{x}$  is the vector of the decision variables,  $\vec{\sigma}$  is the vector of the step-sizes, and  $\vec{\alpha}$  is the vector of rotation angles.

The different mutation schemes for ES include (1) uncorrelated mutation with one step-size; (2) uncorrelated mutation with  $n$  step-sizes; (3) correlated mutation. These mutation mechanisms use different numbers of strategy parameters,  $\vec{\sigma}$  and  $\vec{\alpha}$ , to perform the search process. By adjusting the strategy parameters, we can control the search process and behavior of ES. Strategy parameters are composed of two parts. One is the mutation step-size,  $\sigma$ , which determines the mutation strength of individuals, and the other is the rotation angle,  $\alpha$ , that maintains the angle between the ellipse space of mutation and the decision variable space of search to permit the scope of mutation to be independent of the search space coordinates. Many studies have verified that self-adaptation of strategy parameters can effectively adjust step-sizes to appropriate values and analyzed the convergence of uncorrelated mutation in theory.

In addition to controlling the lengths of the ellipse axes, correlated mutation adds the rotation angle,  $\alpha$ , to indicate the rotation of the ellipse. As a result, correlated mutation is a more flexible mutation operator which may be able to handle more complicated landscapes. Nevertheless, correlated mutation has an uncertain characteristic due to the high complexity and the interaction of so many strategy parameters. The number of rotation angles,  $n_\alpha$ , is at the order of the square of the number of decision variables, which is the actual problem size:

$$n_\alpha = \binom{n}{2} = \frac{n(n-1)}{2} = \Theta(n^2), \quad (2)$$

where  $n$  is the number of decision variables. Thus, in order to appropriately utilize correlated mutation, according to the literature, the limitation of rotation angles are empirically suggested to be  $\beta \approx 5^\circ$  in general. It is possible to retain the power of correlated mutation while avoiding the difficulty brought by correlated mutation. The main goal of this study is to provide a simple way to rotate the mutation ellipses in ES by incorporating swarm intelligence.

### 2.2 Particle Swarm Optimization

PSO is a population-based stochastic optimization technique developed in 1995, inspired by the social behavior of bird flocking or fish schooling. The system is initialized with a population of random solutions and searches for optima by utilizing the particle movement. Each particle keeps track of

its own coordinates in the problem space,  $\vec{x}$ , velocities corresponding each coordinate,  $\vec{v}$ , and the best solution that it has achieved,  $\vec{x}_{pbest}$ . The overall best solution,  $\vec{x}_{gbest}$ , reached by the entire population are also maintained for all the particles to decide the next move. The movement of PSO individuals can be described by Equations (3) and (4).

$$\vec{v}^{t+1} = \vec{v}^t + c_1 \cdot r_1 \cdot (\vec{x}_{pbest}^t - \vec{x}^t) + c_2 \cdot r_2 \cdot (\vec{x}_{gbest}^t - \vec{x}^t), \quad (3)$$

$$\vec{x}^{t+1} = \vec{x}^t + \vec{v}^{t+1}, \quad (4)$$

At each iteration, PSO modifies the velocity of each particle toward the position which is expected to be the optimal solution location. Furthermore, PSO adds some stochastic terms in the system to avoid falling in the local optima. In this paper, we utilize the direction determination mechanism proposed in PSO to control the rotation of correlated mutation in ES such that essential mechanisms of PSO and ES can cooperate with each other.

## 3. PARTICLE SWARM GUIDED EVOLUTION STRATEGY

For ES, mutation and selection are the most important components for the evolutionary search process, and the mutation operator is responsible for conducting the effective search. Thus, in order to integrate swarm intelligence into ES, we will first describe how the mutation ellipses are rotated based on the concept and mechanism of swarm intelligence, and the new mutation operator, called *guided mutation*, is proposed. Then, the modified ES framework with guided mutation, called *particle swarm guided evolution strategy* (PSGES), is presented.

### 3.1 Guided Mutation

The flow of operations for the guided mutation operator is shown in Figure 1. We will describe the operations step by step in the following paragraphs.

First of all, for two vectors on a two-dimensional plane, we can obtain the angle between them with the following equation:

$$\theta = \cos^{-1} \left( \frac{\vec{x} \cdot \vec{y}}{|\vec{x}| |\vec{y}|} \right), \quad (5)$$

where  $\vec{x}$  and  $\vec{y}$  are two vectors on a two-dimensional plane, and  $\theta \in [-\pi, \pi]$  is the angle between  $\vec{x}$  and  $\vec{y}$ . For an  $n$ -dimensional problem, the individuals are  $n$ -dimensional vectors. By using Equation 5, we can calculate  $n(n-1)/2$  rotation angles for all possible pairs of axes. Hence, if we denote the vector composed of the  $n(n-1)/2$  rotation angles  $\vec{\alpha}$ , we can calculate  $\vec{\alpha}$  for two given vectors. We can calculate  $\vec{\alpha}_g$  for each individual in the population and the current global best position,  $\vec{p}_g$ . As a consequence, we can adjust the rotation of mutation ellipses for each individual accordingly, and then, strategy parameters for rotation are no longer necessary.

The guided mutation operator can be described as the following steps:

- Step 1: Modify the mutation strength vector  $\vec{\sigma}$ .

$$\sigma_i^{t+1} = \sigma_i^t \cdot e^{\tau' \cdot N(0,1) + \tau \cdot N_i(0,1)}, \quad (6)$$

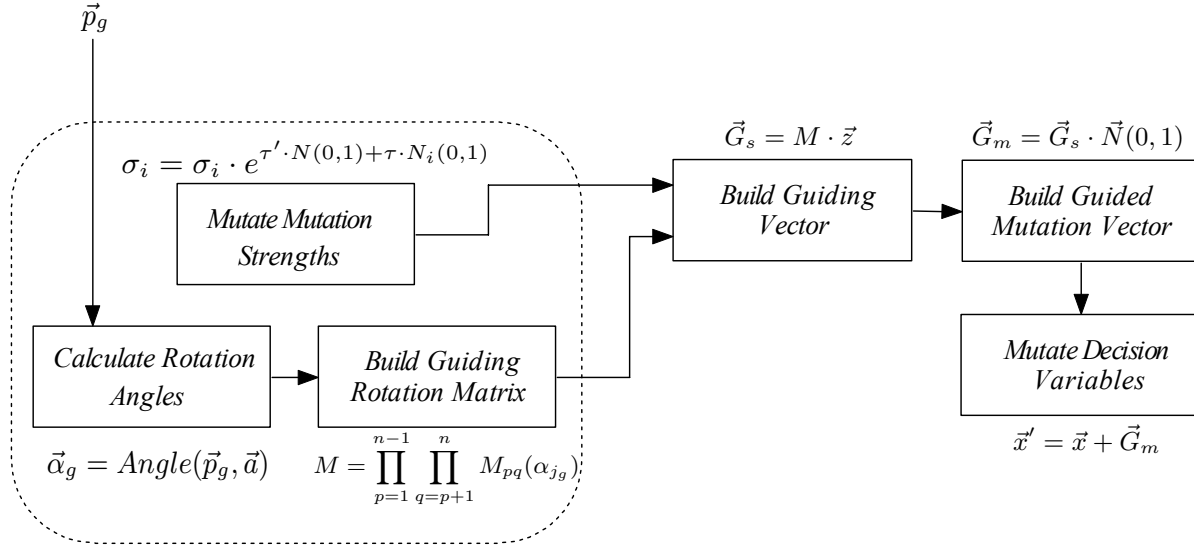


Figure 1: The flow of operations for guided mutation

where  $i = 1, 2, \dots, n$ ,  $\tau' \propto 1/\sqrt{2n}$  can be interpreted as a global learning rate, and  $\tau \propto 1/\sqrt{2\sqrt{n}}$  a local one [18]. In this step, we reserve the self-adaptation mechanism for the mutation strength.

- Step 2: Compute the rotation angle vector  $\vec{\alpha}_g$  between the individual vector  $\vec{a}$  and the current global best solution  $\vec{p}_g$  by repeatedly applying Equation (5).

$$\vec{\alpha}_g = \text{Angle}(\vec{p}_g, \vec{a}), \quad (7)$$

where  $\vec{\alpha}_g = (\alpha_{1g}, \alpha_{2g}, \dots, \alpha_{n(n-1)/2g})$ ,  $\alpha_{ig} \in [-\pi, \pi]$ ,  $i = 1, 2, \dots, n(n-1)/2$ .

- Step 3: Construct the guiding rotation matrix  $M$ .

$$M = \prod_{p=1}^{n-1} \prod_{q=p+1}^n M_{pq}(\alpha_{j_g}), \quad (8)$$

where  $j = \frac{1}{2}(2n-p)(p+1) - 2n + q$  [17]. Rotation matrix  $M_{pq}(\alpha_{j_g})$  forms a  $n \times n$  identity matrix except that  $m_{pp} = m_{qq} = \cos(\alpha_{j_g})$  and  $m_{pq} = -m_{qp} = -\sin(\alpha_{j_g})$ . By multiplying all the rotation matrices, we can construct the guiding matrix efficiently.

- Step 4: Construct the guiding vector.

$$\vec{G}_s = M \cdot \vec{z}, \quad (9)$$

where  $\vec{z} = (z_1, \dots, z_n)$ ,  $z_i \sim \sigma_i \cdot N(0, 1)$  denotes a random variable drawn from a Gaussian distribution of which the mean is zero and the standard deviation corresponds to the step-size of each dimension.

- Step 5: Compute the guided mutation vector  $\vec{G}_m$ .

$$\vec{G}_m = \vec{G}_s \cdot \vec{N}(0, 1), \quad (10)$$

where  $\vec{N}(0, 1)$  is a  $n \times 1$  vector and each dimension in the vector is a random variable drawn from a Gaussian distribution of which the mean is zero and standard deviation is one.

- Step 6: Mutate the decision variable  $\vec{x}$  by using the guided mutation vector  $\vec{G}_m$ .

$$\vec{x}' = \vec{x} + \vec{G}_m. \quad (11)$$

These steps will turn the mutation ellipse of each individual toward the position of  $\vec{p}_g$  with controlled randomness. Given the current global best  $\vec{p}_g$ , we can now determine how the rotation of mutation ellipses is done without the assistance of  $n(n-1)/2$  more strategy parameters. To illustrate the guided mutation operator, Figure 2 shows the operations of PSO and how the swarm intelligence mechanism influences the ES mutation operator.

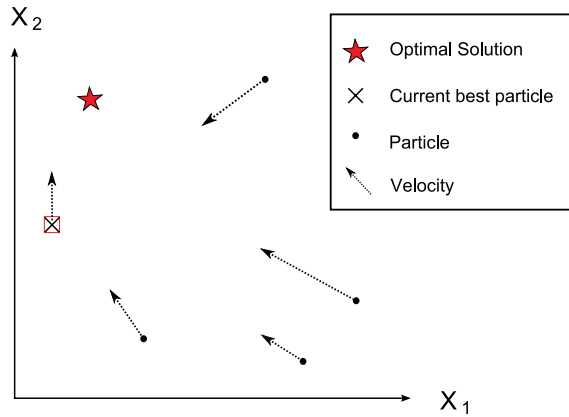
The essential advantage of correlated mutation that the mutation ellipse is independent of the coordinates of search space is preserved in guided mutation, while the  $n(n-1)/2$  strategy parameters, self-adaptive or not, are eliminated.

### 3.2 Guided Evolution Strategy

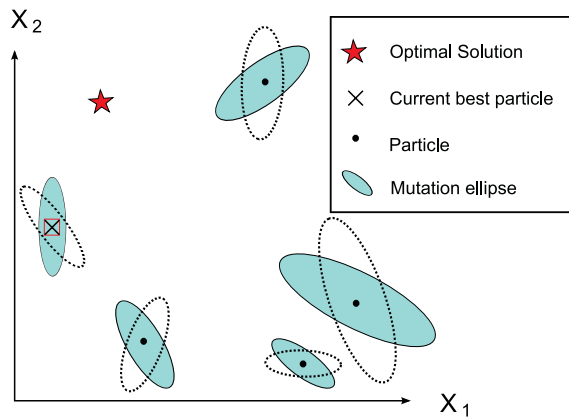
In order to integrate the concept and mechanism of swarm intelligence into ES for deciding the mutation ellipse rotation, designing the guided mutation operator is one part of the work. The other part is to modify the flow of ES such that the necessary information for the operations, such as  $\vec{p}_g$ , can be prepared and updated at each iteration. Since a population of size more than one is needed to determine the search direction in swarm intelligence, we employ  $(\mu + \lambda)$ -ES as the base framework for PSGES. ES with a population of size one, such as  $(1, \lambda)$ -ES and  $(1 + \lambda)$ -ES, is not applicable for being modified to accommodate the new mechanism. Moreover, the individual representation now consists of only two parts: the decision variables and the mutation strengths:

$$\vec{I} = (\vec{x}; \vec{\sigma}) = (x_1, \dots, x_n; \sigma_1, \dots, \sigma_n), \quad (12)$$

where  $\vec{x}$  is the decision variable vector and  $\vec{\sigma}$  is the mutation strength vector. In PSGES, we always have an independent mutation strength for each dimension, i.e.,  $n_\sigma = n$ . Rotation



(a) Next moves for PSO particles.



(b) Mutation ellipses for ES individuals.

**Figure 2: The swarm intelligence mechanism works for PSO and guided mutation.**

angles are not necessary because the direction determination is handed over to the swarm intelligence mechanism.

For PSGES, we first initialize the population as usually in ES. If there is no prior knowledge for the objective function, we can uniformly distribute the individual in the search space at random. Otherwise, we can have more individuals in certain regions according to the given information.

$$P(0) = \vec{a}_1(0), \vec{a}_2(0), \dots, \vec{a}_\mu(0). \quad (13)$$

After the population is initialized, we compute the fitness values for all individuals and record the individual which has the best fitness for guiding information. Then, we repeat the following steps until some stop condition is satisfied.

- Step 1: Generate  $\lambda$  offspring with recombination.
- Step 2: Apply the guided mutation operator to each offspring according to  $\vec{p}_g$ .
- Step 3: Evaluate the offspring and find the individual,  $\vec{p}$ , which has the best fitness among the offspring.
- Step 4: If  $\vec{p}$  is better than  $\vec{p}_g$ , let  $\vec{p}_g = \vec{p}$ .

**Algorithm 1** The pseudo code for PSGES.

---

```

1: procedure PSGES
2:    $t \leftarrow 0$ ;
3:   Initialize  $P(0) = \{\vec{a}_1(0), \dots, \vec{a}_\mu(0)\} \in I^\mu$ ;
4:   for  $i = 1$  to  $\mu$  do
5:     Evaluate individual  $\vec{a}_i(0)$ ;
6:   end for
7:   Find the global best solution  $\vec{p}_g$ ;
8:   repeat
9:     Do recombination to generate  $\lambda$  offspring;
10:    Do guided mutation on the  $\lambda$  offspring;
11:    for  $i = 1$  to  $\lambda$  do
12:      Evaluate offspring  $\vec{a}_i(t + 1)$ ;
13:    end for
14:    Find the best solution  $\vec{p}$  among the offspring;
15:    if ( $\vec{p}$  is better than  $\vec{p}_g$ ) then
16:      Update  $\vec{p}_g$  with  $\vec{p}_g = \vec{p}$ ;
17:    end if
18:    Do  $(\mu + \lambda)$ -selection to form  $P(t + 1)$ ;
19:     $t \leftarrow t + 1$ ;
20:  until the stop condition is satisfied
21: end procedure

```

---

- Step 5: Choose  $\mu$  individuals out of the  $\lambda$  offspring according to the fitness.
- Step 6: Repeat step 1 to step 5 until the stop condition is satisfied.

For an algorithmic description, Algorithm 1 presents the pseudo code for PSGES.

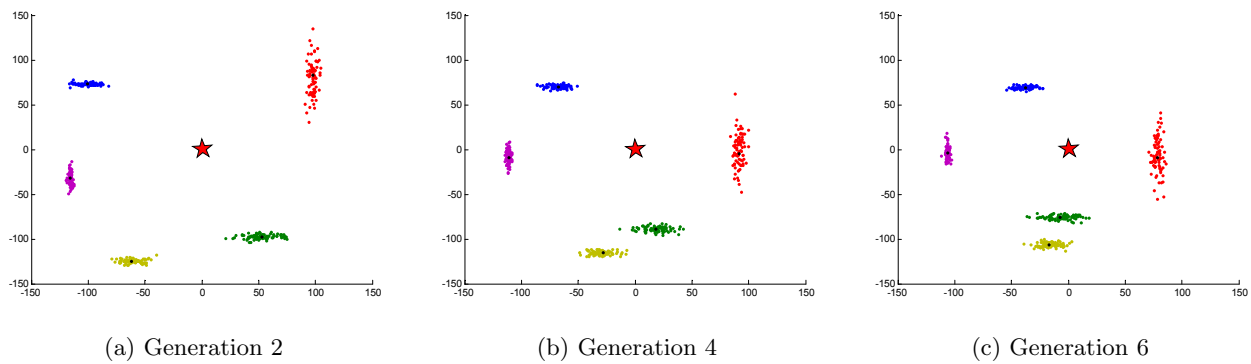
## 4. EXPERIMENTS AND RESULTS

In order to understand the behavior and to verify the utilization of PSGES, we employ two numerical experiments to observe how PSGES work in action. The first experiment is designed for demonstrating how the guided mutation operator works, and the second experiment is to apply PSGES on a set of benchmark functions such that the results given by PSGES can be compared to that obtained by other evolutionary algorithms.

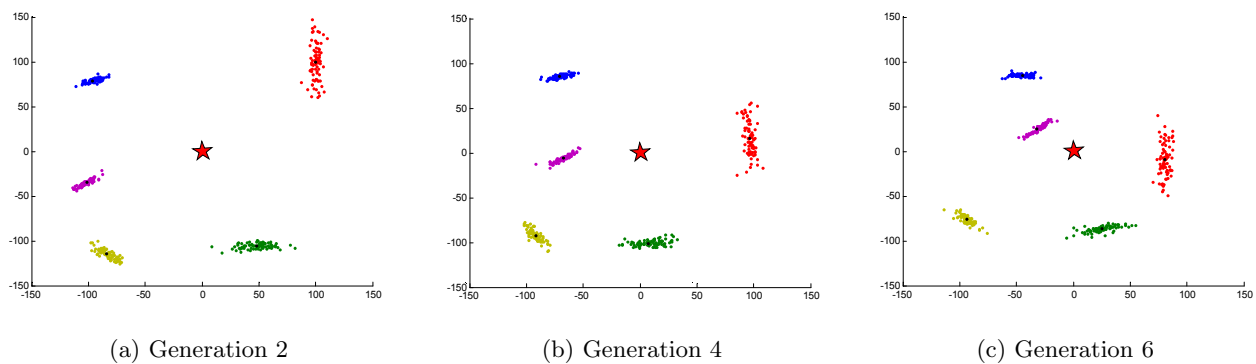
### 4.1 Visual Verification

First, we design a simple visual experiment to observe the difference between guided mutation and the traditional ES mutation. In order to observe and focus on the mutation behavior, we exclude the recombination operator in the experiment. At each generation, one individual generates 80 offspring with the mutation operator to visualize the mutation ellipse which indicates the distribution of “possible next moves.” Then, we use the offspring individual with the best objective value as the one that is “actually generated” for continuing the evolutionary process. The objective function in this experiment is a two-dimensional sphere function of which the global optimal solution is at  $(0, 0)$ .

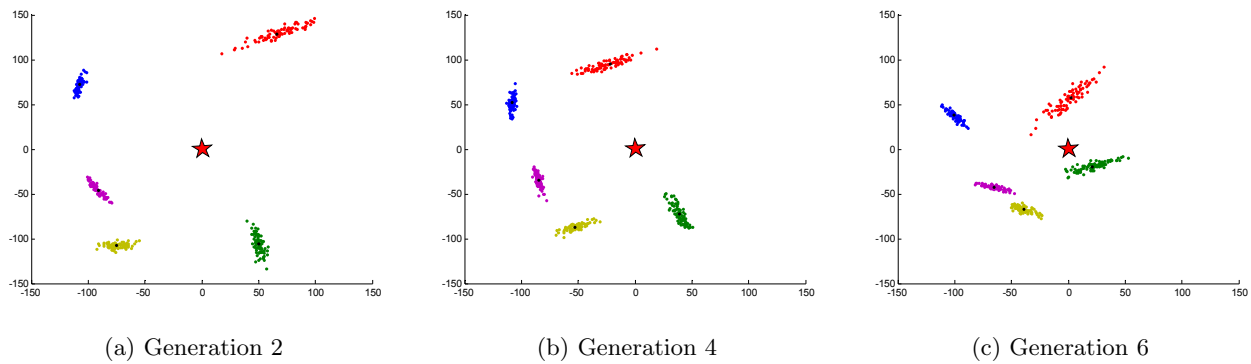
Figure 3 shows the evolutionary process for uncorrelated mutation with  $n$  step-sizes. The mutation ellipses are dependent on the coordinate system of problem space. This mutation scheme can adjust only the step-sizes to find good solutions. In Figure 4, the mutation ellipses for correlated mutation are independent of the coordinate system thanks to the capability of rotation. Hence, ES with correlated



**Figure 3: Uncorrelated mutation.**



**Figure 4: Correlated mutation with  $\beta = 5^\circ$ .**



**Figure 5: Correlated mutation with  $\beta = 360^\circ$ .**

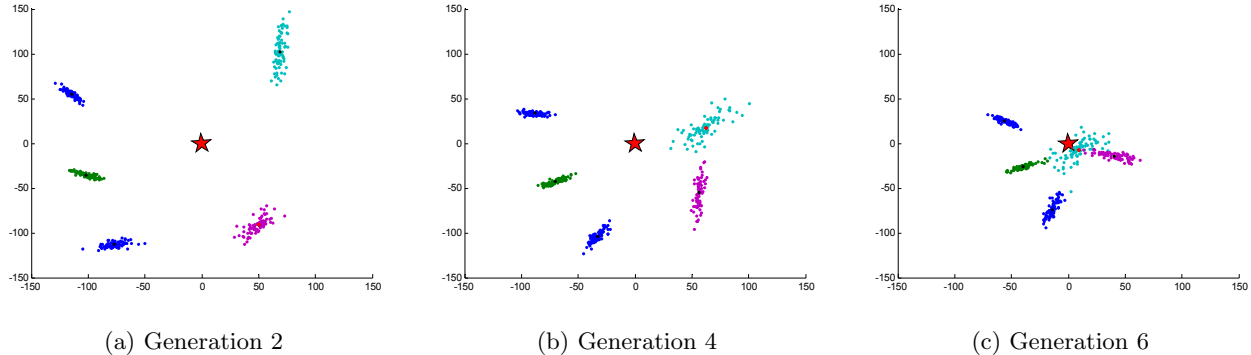


Figure 6: Guided mutation.

mutation can approach the promising region faster than ES with uncorrelated mutation can. As suggested in the literature, the limitation of rotation angles is set to  $\beta = 5^\circ$  in the experiment. However, because there is no limitation on the rotation angle in PSGES, in order to have a meaningful comparison, we relax the limitation of rotation angles and demonstrate the results for correlated mutation with  $\beta = 360^\circ$  in Figure 5. As we can see in Figure 5, the behavior is similar to that of correlated mutation with  $\beta = 5^\circ$ .

It is worth noting that the Figures 4 and 5 show only one typical run of the evolutionary process for comparison and observation. By repeating the same experiment, one may find that the performance variance for  $\beta = 360^\circ$  is higher than that of  $\beta = 5^\circ$ . The further investigation of this situation is beyond the scope of this study. We merely speculate that the limitation of rotation angles not only confines the search scope but also improve the stability of the performance offered by ES. Without the limitation, ES might still be able to solve the problem, but the performance may vary a lot. The cause may be the generation of too many useless search points because the strategy parameter space is independent of the problem space and there is no direct signal/feedback from the objective function for choosing strategy parameters. Such a problem should become worse with the growth of the dimensionality of the objective function.

Finally, Figure 6 shows the mutation ellipses controlled by guided mutation. The search directions are determined by the current global best individual with limited randomness. Without dealing with  $n(n-1)/2$  rotation angles, the guided mutation operator can still rotate the mutation ellipses and push the individuals toward promising regions efficiently.

## 4.2 Benchmark

After observing the search behavior of the guided mutation operator, we would like to check the performance of PSGES on test functions to further investigate its capability. In this paper, we adopt a set of benchmark functions [20] proposed in a special session dedicating to real-parameter optimization at IEEE CEC 2005 as the testbed. The benchmark defines not only the testing functions but also the stop criteria, maximum function evaluations, feasible regions, initial conditions, and the like for creating a consistent, real-parameter optimization algorithm testing environment. There are totally 25 test functions defined in the benchmark, including five unimodal functions and twenty

Parameter	Value
Number of dimensions	10
Population size ( $\mu$ )	10
Offspring size ( $\lambda$ )	100
Number of recombinants ( $\rho$ )	10
Global learning rate ( $\tau$ )	$1/\sqrt{2n}$
Local learning rate ( $\tau'$ )	$1/\sqrt{2\sqrt{n}}$

Table 1: PSGES parameters for the benchmark.

multimodal functions. These functions are chosen for their different characteristics and levels of difficulty. The experimental results on this benchmark may reveal how PSGES perform on various functions as well as can be compared to those obtained by other algorithms. Table 1 shows the parameters used by PSGES to solve all of the test functions.

Since PSGES is a modification of ES, we first pay attention to the performance improvement that integrating swarm intelligence into ES can give us. We compare the results obtained by applying PSGES to those reported in [5, 1, 2] on the same benchmark. The results on the IEEE CEC 2005 benchmark for classic ES, PLES, LR-CMA-ES, IPOP-CMA-ES, as well as PSGES are listed in Table 2. The numbers are mean best objective function error values for  $10^5$  evaluations in 25 runs. The values in the parentheses are the ranks for the performance. As we can see in Table 2, the results of PSGES is better than that of ES and PLES but worse than that of LR-CMA-ES and IPOP-CMA-ES for the five unimodal test functions ( $f_1$  to  $f_5$ ). Additionally, PSGES outperforms ES and PLES on 13 out of the 20 multimodal functions ( $f_6$  to  $f_{25}$ ), and LR-CMA-ES and IPOP-CMA-ES are ranked top 2. According to the experimental results, we can verify that incorporating the concept and mechanism of swarm intelligent into ES does improve the ES performance, although the improved performance is not superior to that of the most advanced evolution strategies.

After verifying the utilization of the swarm intelligence mechanism for ES, we compare the numerical results obtained by PSGES to that by some advanced evolutionary algorithms for real-parameter optimization, including BLX-MA [13], Co-EVO [15], DE [16], DMS-L-PSO [10], EDA [21], K-PCX [19], LR-CMA-ES [1], IPOP-CMA-ES [2], and SPC-PNX [3]. For the 25 test functions, we analyze the number

	ES [5]	PLES [5]	PSGES	LR-CMA-ES [1]	IPOP-CMA-ES [2]
$f_1$	9.86e-9 (5)	8.40e-9 (4)	0.00e+0 (1)	5.14e-9 (2)	5.20e-9 (3)
$f_2$	2.90e-6 (5)	9.65e-9 (4)	0.00e+0 (1)	5.31e-9 (3)	4.70e-9 (2)
$f_3$	3.52e+5 (5)	1.18e+5 (4)	3.17e+0 (3)	4.94e-9 (1)	5.60e-9 (2)
$f_4$	4.13e+3 (3)	6.03e+3 (4)	1.36e-14 (1)	1.79e+6 (5)	5.02e-9 (2)
$f_5$	1.36e+3 (5)	9.05e+2 (4)	1.05e+2 (3)	6.59e-9 (2)	6.58e-9 (1)
$f_6$	7.49e+1 (5)	3.05e+1 (4)	1.59e-1 (3)	5.41e-9 (2)	4.87e-9 (1)
$f_7$	1.18e+0 (4)	4.09e+0 (5)	7.39e-3 (3)	4.91e-9 (2)	3.31e-9 (1)
$f_8$	2.03e+1 (3)	2.03e+1 (4)	2.09e+1 (5)	2.00e+1 (2)	2.00e+1 (1)
$f_9$	4.48e+1 (4)	1.67e+1 (3)	3.46e+0 (2)	4.49e+1 (5)	2.39e-1 (1)
$f_{10}$	1.03e+2 (5)	2.56e+1 (3)	1.46e+1 (2)	4.08e+1 (4)	7.96e-2 (1)
$f_{11}$	8.91e+0 (3)	9.52e+0 (4)	1.35e+1 (5)	3.65e+0 (2)	9.34e-1 (1)
$f_{12}$	4.40e+3 (5)	3.25e+3 (4)	3.60e+2 (3)	2.09e+2 (2)	2.93e+1 (1)
$f_{13}$	9.59e+0 (5)	8.66e+0 (4)	8.21e-1 (3)	4.94e-1 (1)	6.96e-1 (2)
$f_{14}$	3.53e+0 (2)	4.13e+0 (4)	5.00e+0 (5)	4.01e+0 (3)	3.01e+0 (1)
$f_{15}$	5.71e+2 (5)	3.79e+2 (4)	3.26e+2 (3)	2.11e+2 (1)	2.28e+2 (2)
$f_{16}$	4.38e+2 (4)	1.46e+2 (2)	2.01e+2 (3)	1.05e+2 (1)	9.31e+4 (5)
$f_{17}$	4.49e+2 (4)	1.95e+2 (2)	3.03e+2 (3)	5.49e+2 (5)	1.23e+2 (1)
$f_{18}$	1.14e+3 (5)	1.01e+3 (4)	7.15e+2 (3)	4.97e+2 (2)	3.32e+2 (1)
$f_{19}$	1.12e+3 (5)	1.00e+3 (4)	6.69e+2 (3)	5.16e+2 (2)	3.26e+2 (1)
$f_{20}$	1.12e+3 (5)	9.98e+2 (4)	7.05e+2 (3)	4.42e+2 (2)	3.00e+2 (1)
$f_{21}$	1.31e+3 (5)	1.07e+3 (4)	8.89e+2 (3)	4.04e+2 (1)	5.00e+2 (2)
$f_{22}$	9.29e+2 (5)	8.80e+2 (4)	8.11e+2 (3)	7.04e+2 (1)	7.29e+2 (2)
$f_{23}$	1.34e+3 (5)	1.11e+3 (4)	1.08e+3 (3)	7.91e+2 (2)	5.59e+2 (1)
$f_{24}$	1.19e+3 (5)	2.82e+2 (2)	4.19e+2 (3)	8.65e+2 (4)	2.00e+2 (1)
$f_{25}$	4.15e+2 (2)	6.92e+2 (5)	4.15e+2 (3)	4.42e+2 (4)	3.74e+2 (1)
Rank	4.36 (109/25)	3.76 (94/25)	2.92 (73/25)	2.44 (61/25)	1.52 (38/25)

**Table 2: The mean best objective function error values for  $10^5$  evaluations in 25 runs for ES, PLES, LR-CMA-ES, IPOP-CMA-ES, and PSGES on the IEEE CEC 2005 benchmark. The values in the parentheses are the ranks.**

of problems which are “solved” according to the definition provided in the benchmark. Table 3 lists the number of solved test functions for the evolutionary algorithms, and the numbers in the parentheses are the ranks. As we can see in Table 3, for the unimodal functions, PSGES can solve  $f_1$ ,  $f_2$ , and  $f_4$ . For the basic functions, PSGES can solve  $f_6$ ,  $f_7$ ,  $f_9$ ,  $f_{12}$ , and  $f_{13}$ . For the total number of solved problems, PSGES can solve 8 out of the 25 test functions. PSGES is ranked top 3 in the comparison and is inferior only to IPOP-CMA-ES and DMS-L-PSO, which are capable of solving 11 and 9 test functions, respectively.

In addition, it might be interesting to compare the results of PSGES to that of the most advanced evolution strategies, IPOP-CMA-ES [2] and LR-CMA-ES [1]. Before conducting the numerical experiments, we expected both IPOP-CMA-ES and LR-CMA-ES to outperform PSGES because they have been proven able to solve real-parameter optimization problems effectively and efficiently. By analyzing the composition of the solved functions, we can find that IPOP-CMA-ES does outperform PSGES. However, LR-CMA-ES performs better on the unimodal functions and PSGES performs better on the basic multimodal functions. Furthermore, such a condition also holds when we analyze the results for other algorithms in Table 3. PSGES solved the least number, 3, of the unimodal functions but the second most number, 5, of the basic multimodal functions. According to this situation, we might speculate that PSGES may have a good global search mechanisms and need a further enhancement for its local search facility.

## 5. SUMMARY AND CONCLUSIONS

This paper first gave a brief background of evolution strategy (ES) and particle swarm optimization (PSO) to present the fundamentals for this study. To retain the capability of rotating mutation ellipses and eliminate the need of a large number of rotation angles in ES, we integrated the concept and mechanism of swarm intelligence into ES mutation as well as ES work-flow for determining the search direction of mutation ellipses. By visualizing the search behavior of the guided mutation operator and conducting numerical experiments on a set of benchmark functions, we demonstrated that PSGES should be an interesting research topic.

PSGES considers swarm intelligence as a global search operator and ES mutation as a local search facility. By combining the strengths coming from the two different methodologies, PSGES outperforms the classic ES and performs as well as the most advanced ES in the experiments. However, in ES, there also exist certain global search mechanisms, such as recombination, as well as in PSO, there exist some local search operations, such as the randomness in particle movement. To bring good, working mechanisms from ES and PSO together, we need to further understand the strengths and weaknesses of all their components to avoid possible destructive side-effects caused by the conflicting components. Finally, the framework of PSGES may reveal a paradigm for integrating different methodologies together by analyzing the individual capabilities and assembling the components in a proper manner. Along this line may there be a great possibility to create more advanced evolutionary algorithms.

Algorithm	U	B	EH	Total
PSGES	1,2,4	6,7,9,12,13	*	8 (3)
BLX-MA[13]	1,2,4,5	9,11,12	*	7(4)
Co-EVO[15]	1,2,3,4	7	*	5 (5)
DE[16]	1,2,3,4,5	6,9	*	7 (4)
DMS-L-PSO[10]	1,2,3,5	6,7,9,12	15	9 (2)
EDA[21]	1,2,3,4	*	*	4 (6)
K-PCX[19]	1,2,4	6,9,10,12	*	7 (4)
LR-CMA-ES[1]	1,2,3,4,5	6,7,12	*	8 (3)
IPOP-CMA-ES[2]	1,2,3,4,5	6,7,9,10,11,12	*	11 (1)
SPC-PNX[3]	1,2,4,5	6,7,11	*	7 (4)

**Table 3: The number of solved test functions in the IEEE CEC 2005 benchmark for various advanced evolutionary algorithms. U: Unimodal functions ( $f_1$  to  $f_5$ ); B: Basic functions ( $f_6$  to  $f_{12}$ ); E: Expanded functions ( $f_{13}$  and  $f_{14}$ ); H: Hybrid composition functions ( $f_{15}$  to  $f_{25}$ ). The numbers in the parentheses are the ranks.**

## Acknowledgments

The work was partially sponsored by the National Science Council of Taiwan under grants NSC-95-2221-E-009-092 and NSC-95-2627-B-009-001 as well as by the MOE ATU Program. The authors are grateful to the National Center for High-performance Computing for computer time and facilities.

## 6. REFERENCES

- [1] A. Auger and N. Hansen. Performance evaluation of an advanced local search evolutionary algorithm. In *Proceedings of the IEEE Congress on Evolutionary Computation (CEC-2005)*, pages 1777–1784, 2005.
- [2] A. Auger and N. Hansen. A restart CMA evolution strategy with increasing population size. In *Proceedings of the IEEE Congress on Evolutionary Computation (CEC-2005)*, pages 1769–1776, 2005.
- [3] P. J. Ballester, J. Stephenson, J. N. Carter, and K. Gallagher. Real-parameter optimization performance study on the CEC-2005 benchmark with SPC-PNX. In *Proceedings of the IEEE Congress on Evolutionary Computation (CEC-2005)*, pages 498–505, 2005.
- [4] H. G. Beyer and H.-P. Schwefel. Evolution strategies: A comprehensive introduction. *Natural Computing*, 1(1):3–52, March 2002.
- [5] L. Costa. *A Parameter-less Evolution Strategy for Global Optimization*. PhD thesis, Escola de Engenharia, Universidade do Minho, 2005.
- [6] N. Hansen and A. Ostermeier. Adapting arbitrary normal mutation distributions in evolution strategies: The covariance matrix adaptation. In *Proceedings of the 1996 IEEE International Conference on Evolutionary Computation*, pages 312–317, 1996.
- [7] L. Hidebrand, B. Reusch, and M. Fathi. Directed mutation—a new self-adaptation for evolution strategies. In *Proceedings of the IEEE Congress on Evolutionary Computation (CEC-99)*, pages 1550–1557, 1999.
- [8] J. Kennedy and R. Eberhart. Particle swarm optimization. In *Proceedings of the 1995 IEEE Intl. Conf. on Neural Networks*, pages 1942–1948, 1995.
- [9] J. Kennedy and R. C. Eberhart. A new optimizer using particle swarm theory. In *Proceeding of the Sixth International Symposium on Micromachine and Human Science*, pages 39–43, 1995.
- [10] J. J. Liang and P. N. Suganthan. Dynamic multi-swarm particle swarm optimizer with local search. In *Proceedings of the IEEE Congress on Evolutionary Computation (CEC-2005)*, pages 522–528, 2005.
- [11] V. Miranda and N. Fonseca. EPSO—best-of-two-worlds meta-heuristic applied to power system problems. In *Proceedings of the IEEE Congress on Evolutionary Computation (CEC-2002)*, pages 1080–1085, 2002.
- [12] V. Miranda and N. Fonseca. New evolutionary particle swarm algorithm (EPSO) applied to voltage/var control. In *Proceedings of the 14th Power Systems Computation Conference*, 2002.
- [13] D. Molina, F. Herrera, and M. Lozano. Adaptive local search parameters for real-coded memetic algorithm. In *Proceedings of the IEEE Congress on Evolutionary Computation (CEC-2005)*, pages 888–895, 2005.
- [14] K. Parsopoulos and M. Vrahatis. Recent approaches to global optimization problems through particle swarm optimization. *Natural Computing*, 1(2–3):235–306, June 2002.
- [15] P. Posik. Real parameter optimization using mutation step co-evolution. In *Proceedings of the IEEE Congress on Evolutionary Computation (CEC-2005)*, pages 872–879, 2005.
- [16] J. Ronkkonen, S. Kukkonen, and K. V. Price. Real-parameter optimization with differential evolution. In *Proceedings of the IEEE Congress on Evolutionary Computation (CEC-2005)*, pages 506–513, 2005.
- [17] G. Rudolph. On correlated mutations in evolution strategies. In R. Männer and B. Manderick, editors, *Parallel Problem Solving from Nature 2 (Proceedings of the 2nd Int. Conf. on Parallel Problem Solving from Nature)*, pages 105–114, Amsterdam, 1992. Elsevier.
- [18] H.-P. Schwefel. *Numerische Optimierung von Computer-Modellen mittels der Evolutionsstrategie*, volume 26 of *Interdisciplinary Systems Research*. Birkhaeuser, Basle/Switzerland, 1977. ISBN: 3-764-30876-1.
- [19] A. Sinha, S. Tiwari, and K. Deb. A population-based, steady-state procedure for real-parameter optimization. In *Proceedings of the IEEE Congress on Evolutionary Computation (CEC-2005)*, pages 514–521, 2005.
- [20] P. N. Suganthan, N. Hansen, J. J. Liang, K. Deb, Y.-p. Chen, A. Auger, and S. Tiwari. Problem definitions and evaluation criteria for the CEC-2005: Special session on real-parameter optimization. KanGAL Report #2005005, IIT Kanpur, India, 2005.
- [21] B. Yuan and M. Gallagher. Experimental results for the special session on real-parameter optimization at CEC 2005: A simple, continuous EDA. In *Proceedings of the IEEE Congress on Evolutionary Computation (CEC-2005)*, pages 1792–1799, 2005.